

Banksia Economy Snapshot July 2022 - June 2023

Local Economic Spend

What was the total amount spent in Banksia?

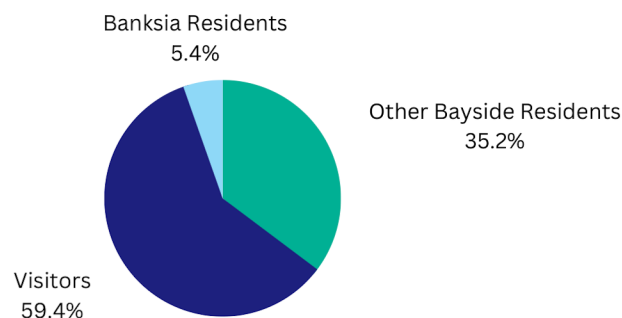
\$42.19M

Previous Year:

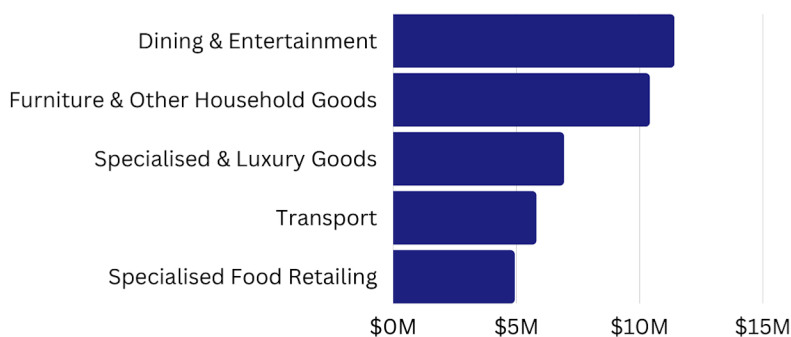
\$33.28M

▲ 27%

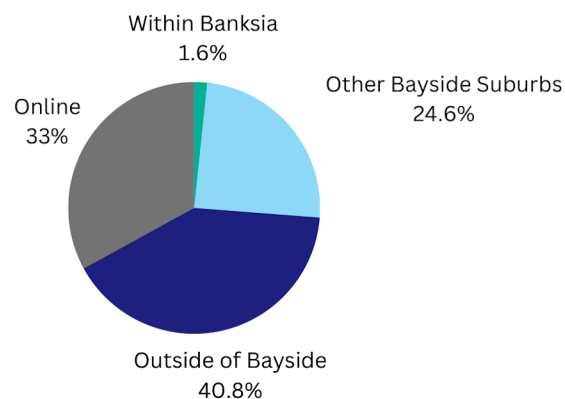
Who contributed to spending in Banksia?



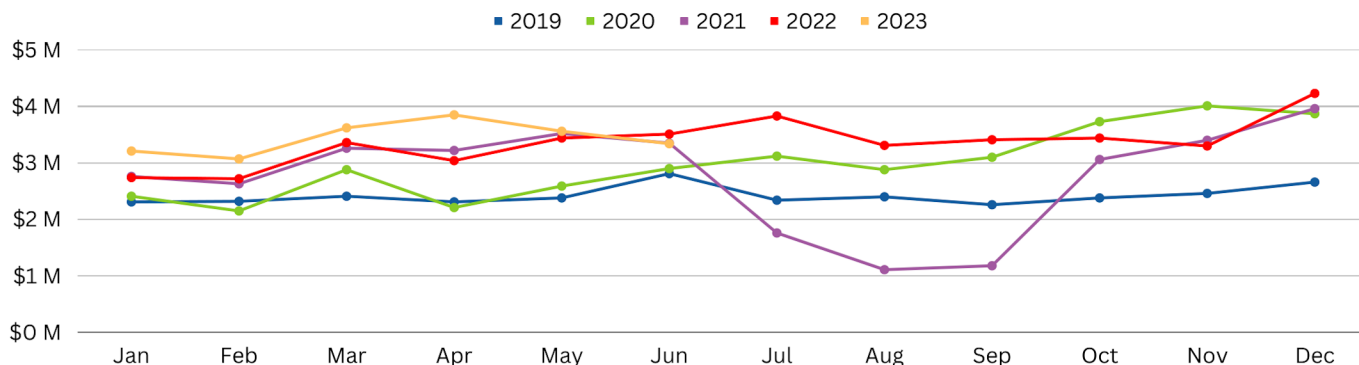
What were the top 5 spend categories in Banksia?



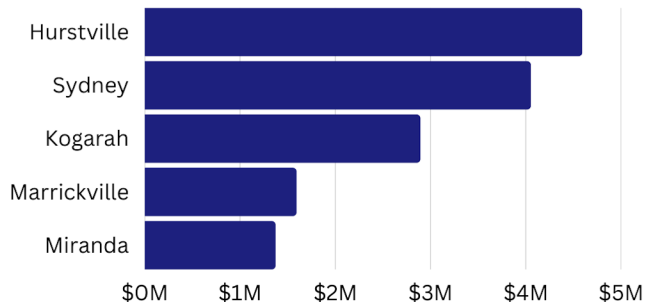
Where did Banksia residents split their wallet spend?



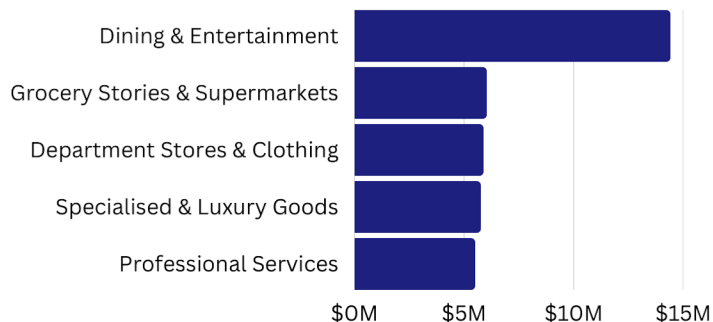
How much was spent in Banksia each month? (compared to last 4 years)



What were the top 5 suburbs Banksia residents visited to spend outside of Bayside?



What were the top 5 categories Banksia residents spent on when they left Bayside LGA?



Spending data source: Spendmapp by Geografia (2023)

High Street Indicator data is sourced by an on-the-ground audit performed by staff from Bayside Council's Economic Development team.

Bayside Council has taken care to ensure this information is correct at the time of publication, however assumes no responsibility or liability for any errors, omissions or changes to information over time. Bayside Council does not accept any liability whatsoever for any direct or indirect loss, damage or injury suffered as a result of reliance on this information. For enquiries, please email the Economic Development Team at business@bayside.nsw.gov.au

Banksia Economy Snapshot July 2022 - June 2023

Visitor Economy

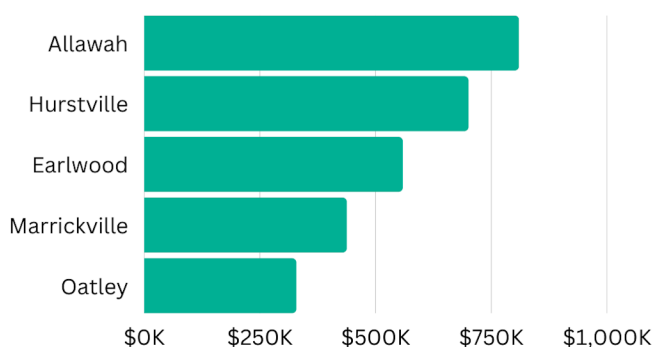
What was the total amount spent by visitors in Banksia?

\$24.86M

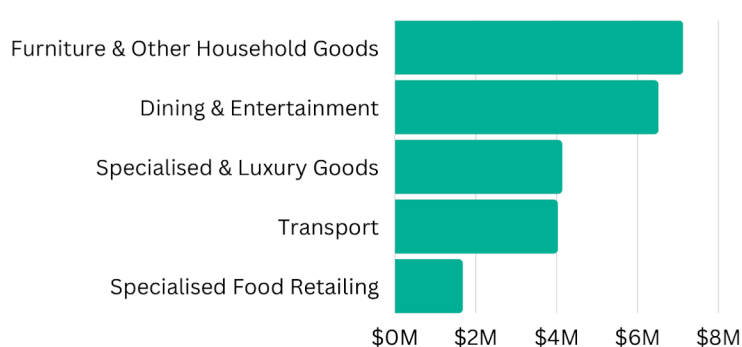
Previous Year:
\$17.9M



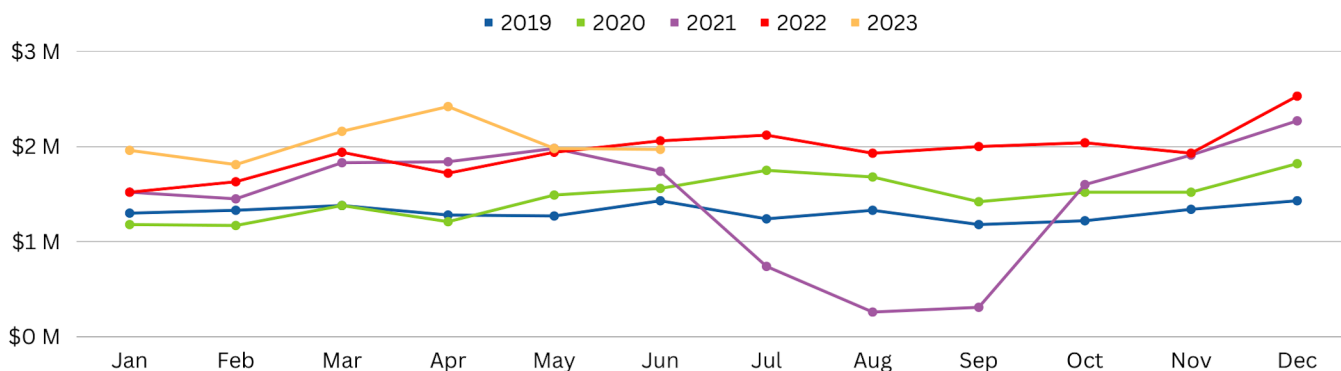
What were the top 5 suburbs visitors came from to spend in Banksia?



What were the top 5 categories visitors spent on when they visited Banksia?

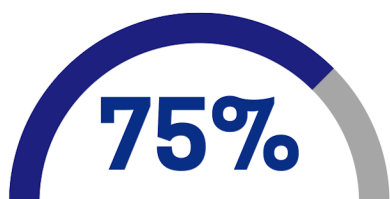


How much did visitors spend in Banksia each month? (compared to last 4 years)

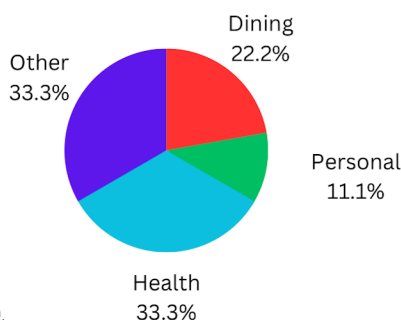


High Street Indicators

Occupancy rate



Store types



Parking Spaces

0

Number of Council owned marked parking spaces within 300m of town centre. Does not include private or parallel street parking.

Spending Data source: Spendmapp by Geografia (2023).

High Street Indicator data is sourced by an on-the-ground audit performed by staff from Bayside Council's Economic Development team.

Bayside Council has taken care to ensure this information is correct at the time of publication, however assumes no responsibility or liability for any errors, omissions or changes to information over time. Bayside Council does not accept any liability whatsoever for any direct or indirect loss, damage or injury suffered as a result of reliance on this information. For enquiries, please email the Economic Development Team at business@bayside.nsw.gov.au

Banksia Economy Snapshot July 2022 - June 2023

Banksia Population Demographics

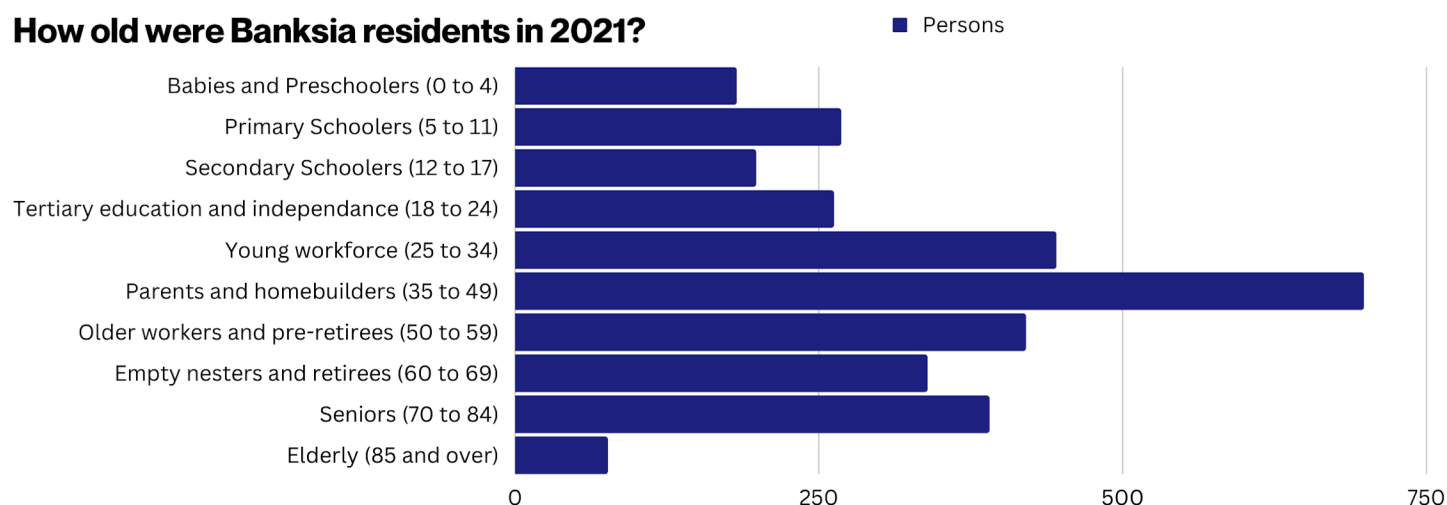
Estimated Resident Population in 2021

3,304

Population change from 2016 to 2021

-106

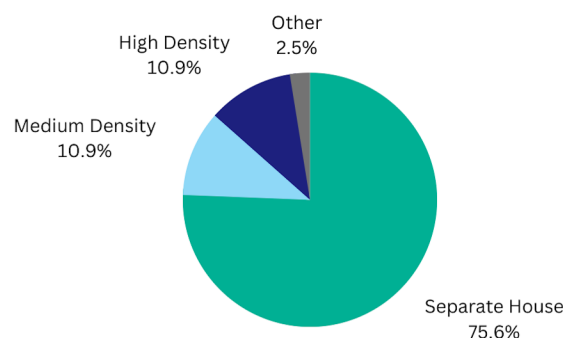
How old were Banksia residents in 2021?



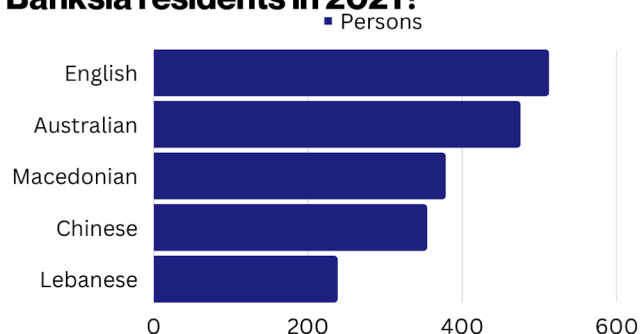
Number of dwellings in 2021

1,218

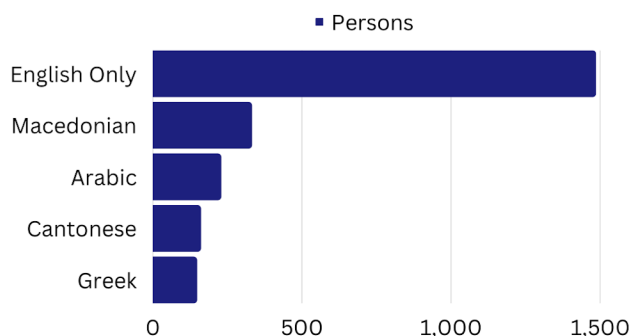
Dwelling Type Breakdown in 2021



What were the top 5 ancestries of Banksia residents in 2021?



What were the top 5 languages people spoke at home in Banksia in 2021?



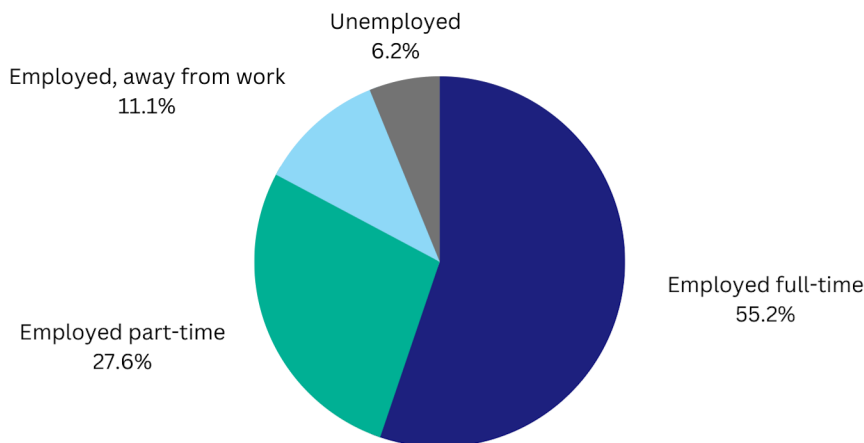
SOURCE: profile.id.com.au/baysidensw, using Census data from 2021 and 2016, and National Institute of Economic and Industry Research (NIEIR) 2023

Bayside Council has taken care to ensure this information is correct at the time of publication, however assumes no responsibility or liability for any errors, omissions or changes to information over time. Bayside Council does not accept any liability whatsoever for any direct or indirect loss, damage or injury suffered as a result of reliance on this information.

Banksia Economy Snapshot July 2022 - June 2023

Banksia Employment Demographics

What was the employment status of Banksia residents in 2021?



**Change in employed
people from 2016 to
2021**

-123

What were the top 10 industries Banksia residents were employed in, in 2021?

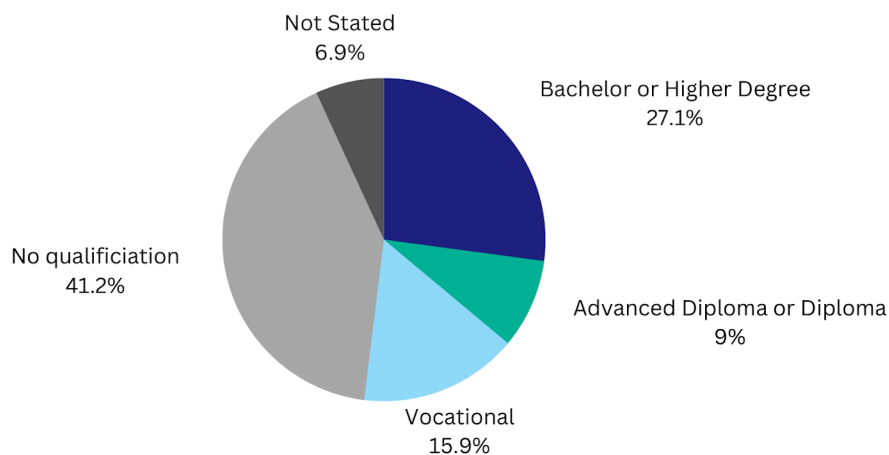


**Largest change in jobs
from 2016 to 2021:**

**Accommodation and
Food Services Industry**

**-62
persons**

What was the highest qualification achieved by Banksia residents in 2021?



SOURCE: profile.id.com.au/baysidensw, using Census data from 2021 and 2016, and National Institute of Economic and Industry Research (NIEIR) 2023

Bayside Council has taken care to ensure this information is correct at the time of publication, however assumes no responsibility or liability for any errors, omissions or changes to information over time. Bayside Council does not accept any liability whatsoever for any direct or indirect loss, damage or injury suffered as a result of reliance on this information.